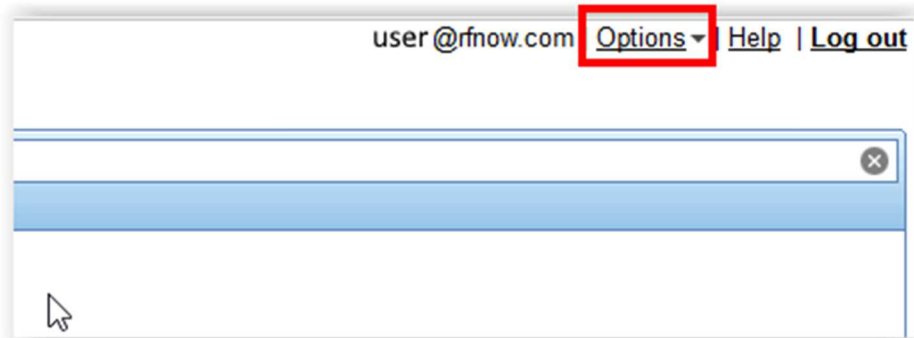


Setup Password Challenge Questions:

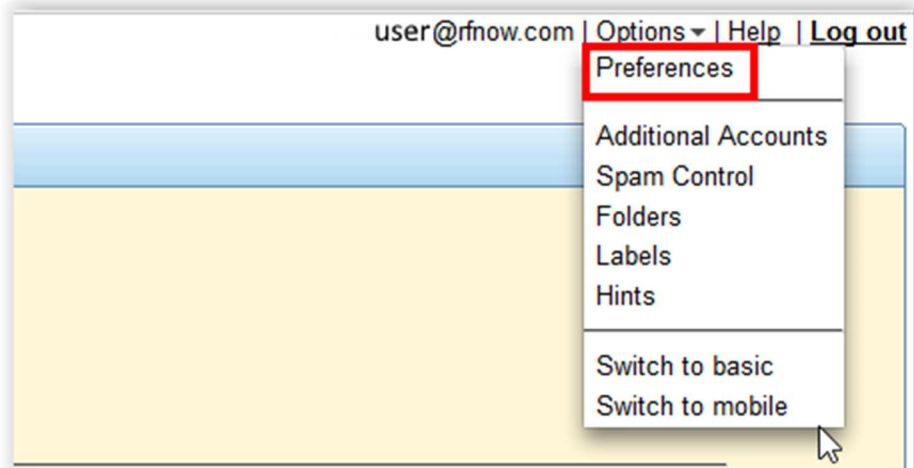
Log into the web interface for surgemail: <http://www.rfnow.com/webmail/webmail.htm>

Enter your username/password.

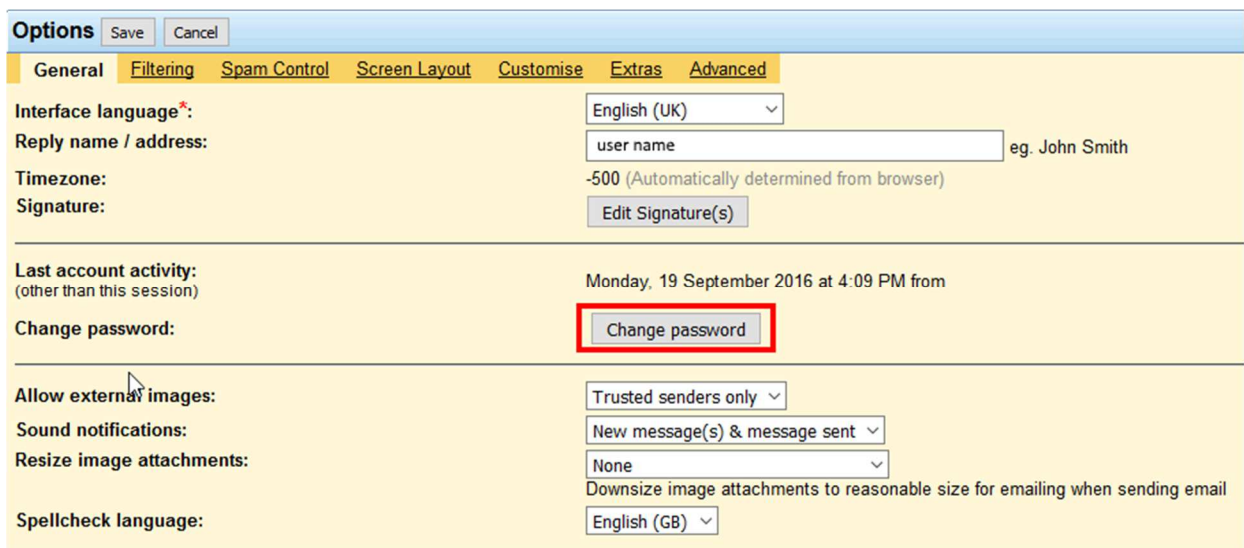
Select **Options**:



Select **Preferences**:



Select **Change Password**:

A screenshot of the 'Options' page in the webmail interface. The page has a light blue header with 'Options' and 'Save' and 'Cancel' buttons. Below the header are several tabs: 'General', 'Filtering', 'Spam Control', 'Screen Layout', 'Customise', 'Extras', and 'Advanced'. The 'General' tab is selected. The page contains several settings sections. The 'Change password:' section has a 'Change password' button highlighted with a red box. Other sections include 'Interface language*' (English (UK)), 'Reply name / address' (user name), 'Timezone' (-500), 'Signature' (Edit Signature(s)), 'Last account activity' (Monday, 19 September 2016 at 4:09 PM from), 'Allow external images' (Trusted senders only), 'Sound notifications' (New message(s) & message sent), 'Resize image attachments' (None), and 'Spellcheck language' (English (GB)).

Type into the Password retrieval question(s) fields your questions and answers

webmail.rfnow.com - Serverside email filtering (user.cgi in a dialog)

Password settings

New password	<input type="text"/>
New password again	<input type="text"/>

Password retrieval question(s)

Here you can enter a set of questions and answers that can be used to reset your password

Question	<input type="text"/>
Answer	<input type="text"/>

Note: Use the inline save button(s) to save changes to settings on this page.

You must set up a minimum of 2 questions for this feature to work

If you have Forgot your password:

From the Webmail Login Page

Select: **Log into Webmail Management to modify account settings**

Webmail Login

Sign in to your Webmail account online, and send and receive email from our website!

Email Address

Password

Webmail Management Options

Need to make changes to your Webmail account settings? Choose one of the following options:

- **Log into Webmail Management to modify account settings**
 - [manage spam messages](#)
- [Add email addresses to the Friends and Exceptions Lists](#)
 - [Download Webmail Help Guides](#)

If you have any questions about RFNOW Webmail or need help managing your Webmail account settings, please contact us by email at support@rfnow.com or by telephone at (204) 748-4812.

Click on the **Forgot** Button

Please enter your email address below to login to **rfnow.com** and change your SurgeMAIL account settings. If you do not have an account and would like one click [here](#)

Username

Password

Language

about SurgeMail

Enter your username to then be presented with your challenge questions

If you have setup question/answer pairs for this event you can now answer a question and receive a new password.

Username

Click the **Forgot** Button

Answer your challenge questions and click **Check**

If you have setup question/answer pairs for this event you can now answer a question and receive a new password.

Answer both questions to re-set your password

Question: Your question #1
Answer:

Question: Your question #2
Answer:

If you answer the questions correctly, you will then be presented a password reset screen

Logged in, please re-set password now ((webmail is disabled until you have))

Password settings

New password	<input type="text"/>
New password again	<input type="text"/>

Enter a new password and verify and then click **Change** for the new password to take effect.